



# Dubbo West Public School

At home learning

Kindergarten 2021



Welcome to at home learning for Kindergarten 2021. We understand that this is a difficult time for everyone, we ask that you do your best and reach out if you need some support. The Kindergarten teachers will be calling families at different times to say "hello" and offer assistance if it is required. Messages relating to the whole school will be communicated via the app and website.

While learning at home we are asking students to choose TWO activities from the English & Maths grid and ONE activity from the other KLA's grid each day. For example on Monday, choose two activities from the English page, two activities from the Maths page and one from the Other Key Learning Area's page. These activities have been designed to support the learning students have been doing in class. It is suggested that students complete these activities in the exercise book provided where they can all be kept together and proudly shown off when we return to face to face learning.

Included in the packs are reference sheets to the NSW foundation style font letters and numbers. This can be helpful when supporting your child's writing. Flash cards of the letter sounds we have learnt and continue to practise have also been included. We suggest practising these sounds daily as repetition is key for mastery of the skill.

Our school website includes a tab for learning at home. There are links to further educational and some fun activities to complete if you choose.

Warmest regards,

Kindergarten Teachers

Dubbo West Public School.



## Dubbo West Public School Kindergarten Week 8 at home learning English



<p><b>Dictation</b></p> <p>Ask a family member to read you the following sentences for you to write.</p> <p>The dog ran to the tap and had a big sip. Pip and Tim went in the red van to see Tip.</p>	<p><b>Sentence writing</b></p> <p>Write a sentence or more using some of the words below remembering capital letters and full stops.</p> <p>if, fit, van, man, mat, it, he, she, I</p>	<p><b>Rainbow writing</b></p> <p>Read the CVC words attached (page 4) Write 5 or more in rainbow colours.</p>
<p><b>Story map.</b></p> <p>Listen to a story (book, from a family member, video) and talk about what happened at the beginning, in the middle and at the end. Draw or write about what happened.</p>	<p><b>Speed sounds</b></p> <p>Use the m, s, f, a, p, t, c, i, b, h, n, o, d, g, I, v, y, e letter cards. Have an adult flash each card and say the sound you see once. This can be done daily to build up fluency with lots of quick practise. Optional: time yourself and see if you can get quicker each time.</p>	<p><b>Chitter chatter chant</b></p> <p>Use the m, s, f, a, p, t, c, i, b, h, n, o, d, g, I, v, y, e letter cards. Have an adult flash each card and say the sound you see once. See if you can also name the character whose sound you see.</p> <p>Eg Milo the monkey, m</p>
<p>Complete one handwriting sheet</p>	<p><b>Super spelling</b></p> <p>Use the m, s, f, a, p, t, c, i, b, h, n, o, d, g, I, v, y, e letter cards. See our many words you can make using these sounds e.g c a t = cat</p>	<p><b>Heart words.</b></p> <p>Practise saying and writing your heart words. You must remember these words off by heart.</p> <p>I, the, The, my, My, he, to, was, is, she</p>
<p><b>Writing</b></p> <p>This is Mrs Dennis's horse. Draw a picture and write one or more sentences.</p>	<p><b>Writing</b></p> <p>Use this picture to prompt your writing. Draw a picture and write one or more sentences.</p>	<p><b>Writing</b></p> <p>Use this picture to prompt your writing. Draw a picture and write one or more sentences.</p>





## Dubbo West Public School Kindergarten Week 8 at home learning



### Mathematics

<p><b>Investigation</b></p> <p>Frances and Mark were given a bag of lollies. They shared them out <u>evenly</u> and had one left over. How many lollies could there have been in the bag? How many different answers can you find?</p>	<p><b>Time</b></p> <p>Get an adult to draw a big circle on a piece of paper. Investigate a clock in your house or online. Draw the numbers in the circle. Use a straw, pencil or anything you can find and make the hour and minute hand. Play 'what's the time Mr Wolf' with time to the hour e.g 1 O'clock, then make this time on your clock.</p>	<p><b>Write numbers to 30.</b></p> <p>Focus on correct number formation.</p> <p><i>Extension:</i> If you can, write numbers up to 100 on a piece of paper. Make sure you also focus on correct number formation.</p>
<p><b>Count collections</b></p> <p>Walk around your house and collect some objects. For example, blocks, toys, coloured pencils, books, socks or shoes.</p> <p>Make two groups and count how many are in each group. Which one has the most?</p>	<p><b>Investigation</b></p> <p>I have a row of 10 connector cubes/blocks. It gets broken into two pieces. How many cubes/blocks are on each side? Can you think of more than one answer for the question? (friends of 10)</p>	<p><b>Shape Hunt</b></p> <p>Go on a 2D object hunt around your home! Find an item that is a circle, a triangle, a square, and a rectangle. Draw and label each one in your journal.</p>
<p><b>Extension Counting</b></p> <p>Counting patterns. Write your numbers on a piece of paper using different counting patterns.</p> <p>For example: 5's (5,10,15,20 etc) and 10's (10, 20, 30....) up to 100.</p>	<p><b>Counting</b></p> <p>How high can you count? Get an adult to listen to you count. Record how high you can count and try again tomorrow.</p> <p>Repeat counting backwards, start a 10, if successful, count back from 20, 30 or 40 etc.</p>	<p><b>Before and After</b></p> <p>Choose five random numbers between 1-30. Then find the numbers before and after. Record answers on a piece of paper.</p> <p><i>Extension.</i> Choose five random numbers between 50-100 and do the same thing. (before and after).</p>



## Dubbo West Public School Kindergarten Week 8 at home learning



### Other Key Learning Areas

<p><b>Places</b></p> <p>Explore Google Earth with a grown up and see if you can find your community or even your own house.</p>	<p><b>History</b></p> <p>Ask a grown up to share a favourite memory from their life. Draw a picture that goes along with their story and enjoy learning a little history about that special person.</p>	<p><b>Self Help Skills</b></p> <p>Practise tying your shoelaces.</p> <p><a href="https://www.youtube.com/watch?v=o_wuRz3TSno">https://www.youtube.com/watch?v=o_wuRz3TSno</a></p>
<p><b>Tug-of-war</b></p> <p>Play a game of tug-of-war using a dressing gown cord, rope or skipping rope.</p>	<p><b>Creative Arts</b></p> <p>Design a Fathers' Day card for dad, pop or uncle. Fathers' Day is Sunday the 5<sup>th</sup> of September.</p>	<p><b>Building</b></p> <p>Play with lego, duplo, jenga or building blocks.</p>
<p><b>Relays</b></p> <p>Set up some relay races for your family to complete in. Eg: egg and spoon races, running races, skipping races, hopping races.</p>	<p><b>Simon Says</b></p> <p>Play a game of Simon Says. Take turns of who is Simon. This is a great way for your child to practise different body movements and improve coordination.</p>	<p><b>Washing the car</b></p> <p>This is a great activity to develop grip strength and gross motor movements.</p>

CVC words. Read and write

lad

mad

lag

lap

man

map

mat

nag

nan

nap

pad

pam


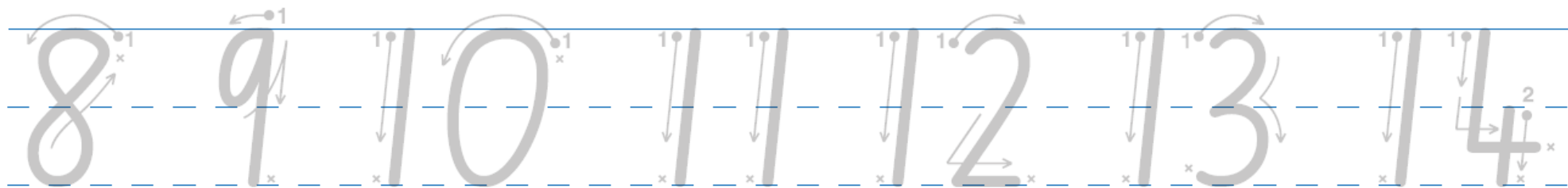
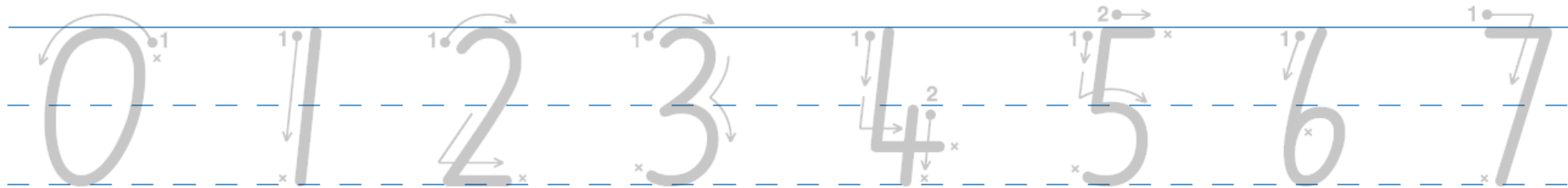
pam

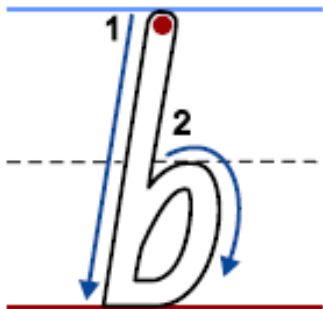
pat

sad

sam

# Writing Numbers 0-20





Name: \_\_\_\_\_

bear

b

b

b

b

b

b

b

b

b

b

b

b

b

b

b

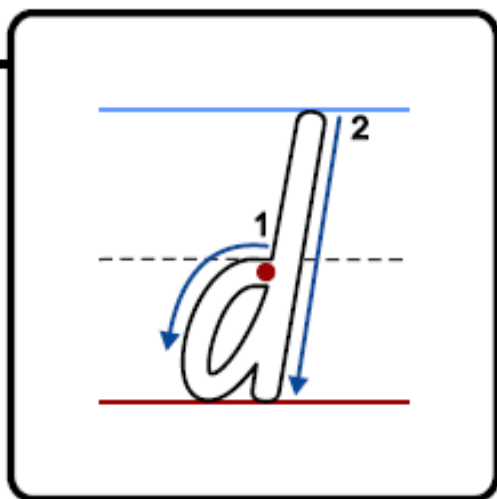
b

b

b




b


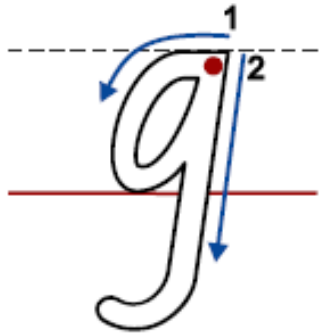
b



Name: \_\_\_\_\_

dog





Name: \_\_\_\_\_

goat

g

g

g

g

g

g

g

g

g

g

g

g

g

g

g

g

g

g

g

g

# Writing the Alphabet

Aa Bb Cc Dd

Ee Ff Gg Hh

Ii Jj Kk Ll

Mm Nn Oo Pp

Qq Rr Ss Tt

Uu Vv Ww Xx

Yy Zz

*m*

*s*

*f*

*a*

*p*

*t*

*c*

*i*

*b*

*n*

*d*

*l*

*h*

*o*

*g*

*v*

*y*

*r*

*e*