






# Dubbo West Public-School Kindergarten Week 10 at home learning



## English

|   |   |  |
|---|---|--|
| <p><b>Dictation</b></p> <p>Ask a family member to read you the following sentences for you to write.</p> <p>My tap is cold when I have a sip.<br/>She is old and has a pink hat.</p>  | <p><b>Sentence writing</b></p> <p>Write a sentence or more using some of the words below remembering capital letters and full stops.</p> <p>if, fit, van, man, mat, it, he, she, I</p>  | <p><b>Capital letters</b></p> <p>Read the CVC words attached (page 4) Write 5 or more in capital letters.</p> <p>Eg: SIP</p>   |
| <p><b>Story map</b></p> <p>Listen to a story (book, from a family member, video) and talk about what happened at the beginning, in the middle and at the end. Draw or write about what happened.</p>  | <p><b>Speed sounds</b></p> <p>Use the m, s, f, a, p, t, c, i, b, h, n, o, d, g, I, v, y, e letter cards. Have an adult flash each card and say the sound you see once. This can be done daily to build up fluency with lots of quick practise.</p> <p>Optional: time yourself and see if you can get quicker each time.</p> | <p><b>Chitter chatter chant</b></p> <p>Use the m, s, f, a, p, t, c, i, b, h, n, o, d, g, I, v, y, e letter cards. Have an adult flash each card and say the sound you see once. See if you can also name the character whose sound you see.</p> <p>E.g Tim the turtle, t</p> |
| <p>Complete one handwriting sheet</p>   | <p><b>Super spelling</b></p> <p>Use the m, s, f, a, p, t, c, i, b, h, n, o, d, g, I, v, y, e letter cards. See our many words you can make using these sounds e.g c a t = cat</p>   | <p><b>Heart words.</b></p> <p>Practise saying and writing your heart words. Use 2 or more to write a sentence.</p> <p>I, the, The, my, My, he, to, was, is, she</p>  |
| <p><b>Writing</b></p> <p>Write about Sam</p> <p>What does Sam have?<br/>What will Sam do next?<br/>Where will Sam go?</p> <p>Start with a capital letter, say and write letter sounds, use heart words, reread as you write, leave spaces and use a full stop</p>  | <p><b>Writing</b></p> <p>Use this picture to prompt your writing. Draw a picture and write one or more sentences.</p>   | <p><b>Writing</b></p> <p>Use this picture to prompt your writing. Draw a picture and write one or more sentences.</p>   |



# Dubbo West Public-School Kindergarten Week 10 at home learning



## Mathematics






|  |  |   |
|--|--|---|
| <p><b>Pattern Investigation</b></p> <p>I see 10 flowers in my garden. The 1<sup>st</sup> flower is blue. The 2<sup>nd</sup> flower red. The 3<sup>rd</sup> flower is yellow. If this pattern continues what colour is the 11<sup>th</sup> flower?<br/>Show your thinking using pictures, words or numbers on a piece of paper.</p> | <p><b>Time</b></p> <p>Write the digital time and draw a picture for the following events e.g 7:00 I woke up</p> <ul style="list-style-type: none"> <li>- What time did you wake up?</li> <li>- What time did you have lunch?</li> <li>- What time did you go to bed?</li> </ul>  | <p><b>Counting backwards</b></p> <p>Get an adult to time you counting back from 10. Try multiple times and see if you can get quicker. How long does it takes your family member?<br/><b>Extention:</b> Count backwards from the following random numbers, 14, 18, 27, 32</p> |
| <p><b>Before and After</b></p> <p>___ 7 ___<br/>___ 3 ___<br/>___ 12 ___<br/>___ 15 ___<br/>___ 18 ___</p>   | <p><b>Adding investigation</b></p> <p>Investigate how you can make 10, ten different ways<br/>E.g. <math>1 + \square = 10</math></p> <p>Extension: Choose 3 random numbers between 11-30 and find out ten different ways to make that number.</p>  | <p><b>ABCYA online educational games</b></p> <p>Click on the link below to access literacy and maths games.<br/><a href="https://www.abcya.com/grades/k">https://www.abcya.com/grades/k</a></p>   |
| <p><b>Open-ended Number</b></p> <p>Using chalk, draw a circle outside. Standing 10 steps from the circle, throw 15 small rocks into it one at a time. Make a tally chart showing the number of rocks inside and the number outside. Graph your results.</p>  | <p><b>Measurement</b></p> <p>Find some objects of the same size, for example: paper clips, blocks, pencils, paddle pop sticks, cereal like Cheerio's etc. Using these objects, measure the length of your favourite toys or objects from around your house.<br/>For example: My book is 6 paper clips long.</p> <p><b>Challenge:</b> Draw around the outside of your hand. Guess how many pieces of cheerios, pasta or another object will fit <b>inside</b> your hand to cover the whole area. Fill your hand with your chosen object. Were you close to your guess? Why or why not? How will this change if you use a different object? Explain your answer.</p> | <p><b>Complete the Pattern</b></p>  |



# Dubbo West Public-School Kindergarten Week 10 at home learning



## Other Key Learning Areas

|  |  |  |
|--|--|--|
| <p><b>Directed Drawing</b></p> <p>Have a go at drawing Bluey with the below link.<br/> <a href="https://www.youtube.com/watch?v=ISSYciwiKSA">https://www.youtube.com/watch?v=ISSYciwiKSA</a></p>  | <p><b>Places</b></p> <p>Draw a picture of your favourite holiday destination.<br/>         Write 2 sentences about why you like this place.</p> <p>Mrs Caton's favourite place to go on holidays is Lake Conjola. She loves fishing and swimming in the lake.</p>  | <p><b>Self Help Skills</b></p> <p>Watering the garden is a great activity to develop grip strength and gross motor movements.</p>  |
| <p><b>Yoga</b></p> <p>Go on a bear hunt: Cosmic Yoga<br/> <a href="https://www.youtube.com/watch?v=KAT5NiWHFIU">https://www.youtube.com/watch?v=KAT5NiWHFIU</a></p>  | <p><b>Drawing</b></p> <p>Draw 3 pictures of ways to keep healthy.</p>   | <p><b>Playdough</b></p> <p>Get creative with playdough and roll sausages, make different shapes and animals etc</p>  <p><b>EASIEST PLAY DOUGH RECIPE EVER</b></p> <p>1 Cup Flour<br/>         1/2 Cup Salt<br/>         1/2 Hot Water<br/>         2 tsp Oil<br/>         Food Colouring</p>   |
| <p><b>Art</b></p> <p>Place different coloured paint on paper and fold it in half to create a beautiful butterfly.</p>   | <p><b>Lego Challenge</b></p> <ul style="list-style-type: none"> <li>• Create something with 100 Lego pieces.</li> <li>• Build a fun maze for your family members to try.</li> <li>• Build your dream house! How many rooms are you going to have?</li> <li>• Upload one creation onto the school app.</li> </ul> | <p><b>Science Week - Bouncy Eggs</b></p> <p>You will need:</p> <ul style="list-style-type: none"> <li>• 6 eggs and a container large enough to hold the eggs (with a lid or plastic film to cover the container)</li> <li>• white vinegar, 2 litres</li> <li>• 5 cups</li> <li>• food colouring in 4 colours</li> </ul>  <p><a href="https://www.scienceweek.net.au/diy-science-bouncy-eggs/">https://www.scienceweek.net.au/diy-science-bouncy-eggs/</a></p> |

CVC words. Read and write

peg

leg

ten

yes

bed

pet

red

cat

dog

pop

top


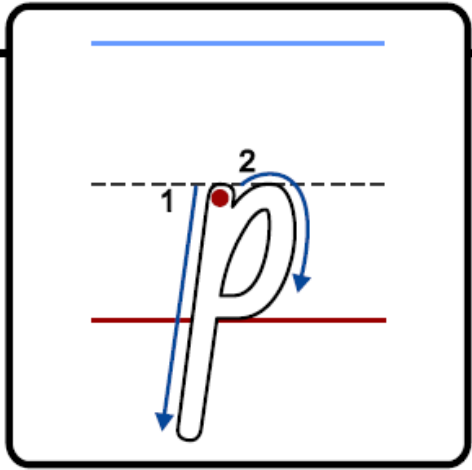
tom

bog

cob

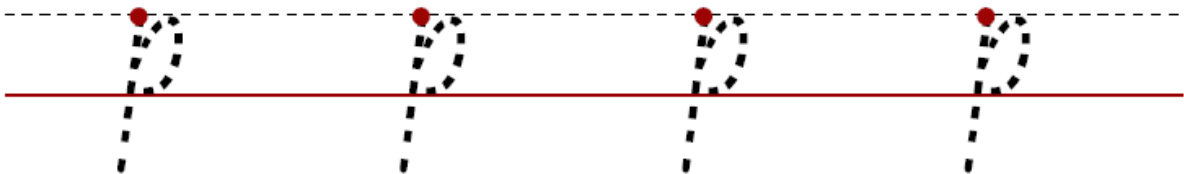
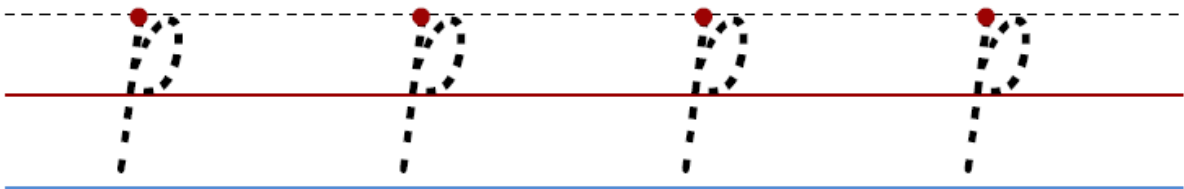
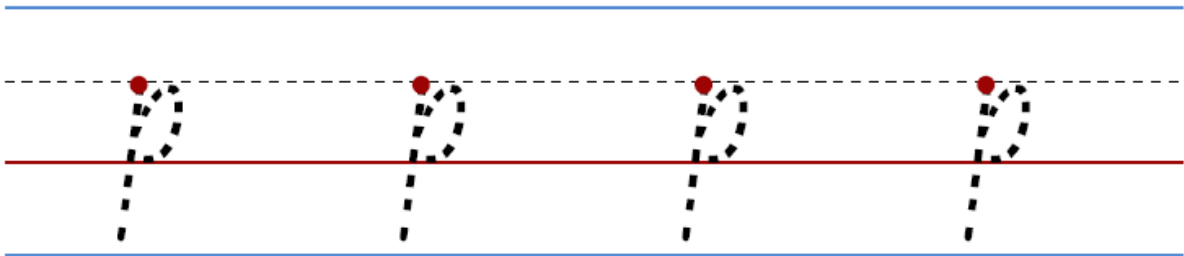
not

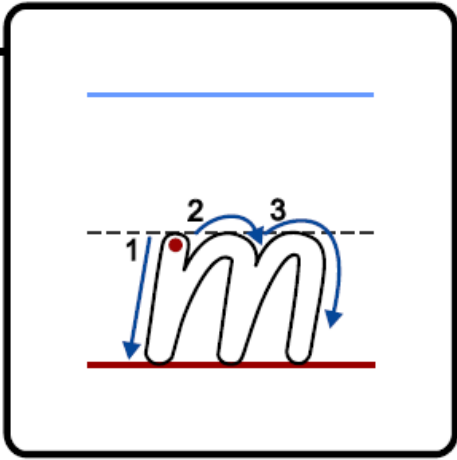
rod



Name: \_\_\_\_\_

porcupine

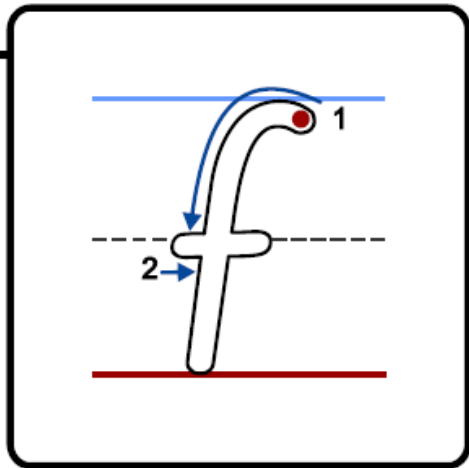




Name: \_\_\_\_\_

mouse





Name: \_\_\_\_\_

flowers

