


STAGE ONE LEARNING FROM HOME

WEEK 10

	Monday	Tuesday	Wednesday	Thursday	Friday
Morning	English <u>Phonics</u> <ul style="list-style-type: none"> • Speed sounds • Speed words • Heart words • Reading • Phonics Activity Grid <u>Writing</u> Imaginative writing	English <u>Phonics</u> <ul style="list-style-type: none"> • Speed sounds • Speed words • Heart words • Reading • Phonics Activity Grid <u>Handwriting</u> Phonics revision	English <u>Phonics</u> <ul style="list-style-type: none"> • Speed sounds • Speed words • Heart words • Reading • Phonics Activity Grid <u>Writing</u> Persuasion	English <u>Phonics</u> <ul style="list-style-type: none"> • Speed sounds • Speed words • Heart words • Reading • Phonics Activity Grid <u>Handwriting</u> Phonics revision	English <u>Phonics</u> <ul style="list-style-type: none"> • Speed sounds • Speed words • Heart words • Reading • Phonics Activity Grid <u>Writing</u> Imaginative writing
Break					
Middle	Maths Maths on the Move	Maths Patterns	Maths Addition	Maths Whole Number	Maths Fun Friday Mathematics
Break					
Afternoon	Choose an activity from the Afternoon Activities Grid at the end of this document	Choose an activity from the Afternoon Activities Grid at the end of this document	Choose an activity from the Afternoon Activities Grid at the end of this document	Choose an activity from the Afternoon Activities Grid at the end of this document	Choose an activity from the Afternoon Activities Grid at the end of this document

For other learning activities please see the Stage One 'Learning at Home' tab on the Dubbo West Public School Website. If you require passwords, please contact your classroom teacher.



Monday

Phonics

SPEED SOUNDS (say these sounds out loud):

j	u	k	x	w
---	---	---	---	---

ll	ss	ff	ck
----	----	----	----

sh	ch	th	ng
----	----	----	----

ai	ay
----	----

Words to sound out and blend (put together). Practise writing them too:

<i>much</i>	<i>bunch</i>	<i>rich</i>	<i>chip</i>
<i>chips</i>	<i>lunch</i>	<i>witch</i>	<i>chess</i>



Words (read and practise writing):

They there
park grass

Sentence/sentences to Read:

*Pip and Tim had a lot of cash. They had sold all the junk in the shed. We are rich!
Let's go to the Munch Bunch Fun park. "I love that park," said Pip. "Can we go,
Dad?" "yes," he said. Let's go!" At the fun park there was so much to do.*

MUNCH BUNCH FUN PARK

**Catch frogs in the ditch*

**Play chess with a chimp*





**Chat with the Munch Bunch witch*

**Dress-ups*

**Munch on chicken and chips*

Phonics

Pick one activity to complete using your speed words and heart words.

<p>For each of your words, write two words that rhyme with it.</p> <p style="text-align: center;">crow grow glow flow</p>	<p>Write each of your words in different font styles. Using a computer or pencil.</p> <p style="text-align: center;"> <i>Audrey</i> <i>Ella</i> CLAYTON <i>Emma</i> <i>Blloe</i> Adalyn GRACE <i>Olivia</i> Emily <i>Sophia</i> Kate <i>Blake</i> <i>Eliza</i> Alice <i>Evelyn</i> <i>Layla</i> <i>Aria</i> <i>Ruby</i> <i>Loery</i> <i>Natalie</i> <i>Julia</i> ... </p>	<p>Create an abstract art piece using your words.</p> 	<p>Count the number of letters and write your words in order from shortest to longest.</p> <p style="text-align: center;"> he= 2 she= 3 They = 4 </p>	<p>Create a word search using all of your words.</p> 
<p>Make your words using objects around your house (Lego, playdough, stamps, rocks, sticks, leaves).</p> 	<p>Can you unjumble these words?</p> <ul style="list-style-type: none"> ● hcnun ● spihc ● tahc ● hctiw ● hciwdnas ● hcir 	<p>Draw and colour a picture. Hide your words in the picture and see if a family member can find them.</p> <p style="background-color: yellow; text-align: center; font-size: small;">Can you spot the 5 hidden words?</p> 	<p>Use your words to write and draw your own "ch" story.</p> <p style="text-align: center;">Choosy Chester</p> <p style="font-size: small;">Chester was a choosy chimp. He would only choose chocolate, cheese, cherries, chicken, chips, chilli or chops for his lunch. One day when he was chewing his choices he was chased by a cheetah so now Choosy Chester chews so quickly he nearly chokes.</p>	<p>Take one word from your list and change a letter/sound to make a new word. Complete for every word.</p> <p>e.g munch = bunch ditch = witch</p>

Record below or send your classroom teacher a photo on Seesaw, Class Dojo or through the school app.

Writing



Imagine you could go anywhere you wanted to. Where would you go and write about what you would do while you are there. Include a drawing to match your writing.

Success criteria

- o I have begun sentences and names with a capital letter
 - o My sentences end with a full stop
- o I have reread my work and it makes sense
 - o I have neat writing

Extension


Verb: Action words (something you can do)

Underline the verbs in your writing using a colour pencil.

5

Traffic lights

Look around your house for red, yellow and green items. Every time you see an item of this colour write it down.



Which colour is the most popular?

6

Weigh it up

Collect 10 items from your house. Order them from lightest to heaviest. Now order them from tallest to shortest.



Tuesday

Phonics

SPEED SOUNDS (say these sounds out loud):

j	u	k	x	w
ll	ss	ff	ck	
sh	ch	th	ng	
	ai	ay		

Words to sound out and blend (put together). Practise writing them too:

<i>catch</i>	<i>chicken</i>	<i>ditch</i>	<i>much</i>
<i>chimp</i>	<i>sandwich</i>	<i>chat</i>	<i>munch</i>



Words (read and practise writing):





They there
park grass

Sentence/sentences to Read:

I will catch frogs in the ditch. Dress-ups for me! Be back at 1 o'clock for lunch. At 1 o'clock, Tim ran back for lunch. "Did you catch a frog?" said Dad. "I got lots of stuff," said Tim.

Phonics

Pick one activity to complete using your speed words and heart words.

<p>For each of your words, write two words that rhyme with it.</p> <p style="text-align: center;">crow grow glow flow</p>	<p>Write each of your words in different font styles. Using a computer or pencil.</p> <p style="text-align: center;"> <i>Audrey</i> <i>Ella</i> CLAYTON <i>Emma</i> <i>Blloe</i> Adalyn GRACE <i>Olivia</i> Emily <i>Sophia</i> Kate <i>Blake</i> <i>Eliza</i> Alice <i>Evelyn</i> <i>Layla</i> <i>Aria</i> <i>Ruby</i> <i>Loery</i> <i>Natalie</i> <i>Julia</i> ... </p>	<p>Create an abstract art piece using your words.</p> 	<p>Count the number of letters and write your words in order from shortest to longest.</p> <p style="text-align: center;"> he= 2 she= 3 They = 4 </p>	<p>Create a word search using all of your words.</p> 
<p>Make your words using objects around your house (Lego, playdough, stamps, rocks, sticks, leaves).</p> 	<p>Can you unjumble these words?</p> <ul style="list-style-type: none"> ● hcnun ● spihc ● tahc ● hctiw ● hciwdnas ● hcir 	<p>Draw and colour a picture. Hide your words in the picture and see if a family member can find them.</p> <p style="background-color: yellow; text-align: center; font-size: small;">Can you spot the 5 hidden words?</p> 	<p>Use your words to write and draw your own "ch" story.</p> <p style="text-align: center;">Choosy Chester</p> <p style="font-size: small;">Chester was a choosy chimp. He would only choose chocolate, cheese, cherries, chicken, chips, chilli or chops for his lunch. One day when he was chewing his choices he was chased by a cheetah so now Choosy Chester chews so quickly he nearly chokes.</p>	<p>Take one word from your list and change a letter/sound to make a new word. Complete for every word.</p> <p>e.g munch = bunch ditch = witch</p>

Record below or send your classroom teacher a photo on Seesaw, Class Dojo or through the school app.

Handwriting

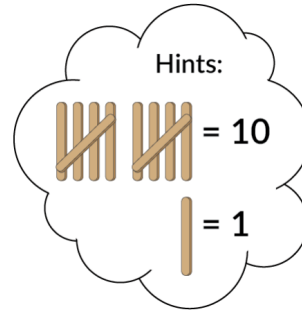
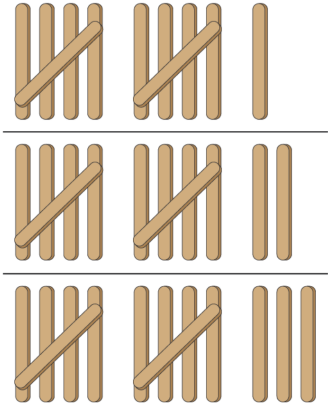
catch chicken ditch much

chimp sandwich chat munch

The chimp ate a chicken sandwich.

The chimp munched and munched.


Maths



What do you notice? What do you wonder? What number comes next?

Challenge

Can you go backwards and create the previous patterns?



Wednesday

Phonics

SPEED SOUNDS (say these sounds out loud):

j	u	k	x	w
---	---	---	---	---

ll	ss	ff	ck
----	----	----	----

sh	ch	th	ng
----	----	----	----

ai	ay
----	----

Words to sound out and blend (put together). Practise writing them too:

<i>chip</i>	<i>witch</i>	<i>chicken</i>	<i>chimp</i>
-------------	--------------	----------------	--------------

<i>bunch</i>	<i>chips</i>	<i>chess</i>	<i>ditch</i>
--------------	--------------	--------------	--------------



Words (read and practise writing):





They there
park grass

Sentence/sentences to Read:

Up crept a little witch. "Have you come for a chat?" said Tim. "Yes!" said the witch. "Have a chip," said Mum. I have some witch lunch in my bucket. The witch had a look and saw ... mud, a fat frog and a bunch of grubs.

Phonics

Pick one activity to complete using your speed words and heart words.

<p>For each of your words, write two words that rhyme with it.</p> <p style="text-align: center;">crow grow glow flow</p>	<p>Write each of your words in different font styles. Using a computer or pencil.</p> <p style="text-align: center;"> <i>Audrey</i> <i>Ella</i> CLAYTON <i>Emma</i> <i>Blloe</i> Adalyn GRACE <i>Olivia</i> Emily <i>Sophia</i> Kate <i>Blake</i> <i>Eliza</i> Alice <i>Evelyn</i> <i>Layla</i> <i>Aria</i> <i>Ruby</i> <i>Loery</i> <i>Natalie</i> <i>Julia</i> ... </p>	<p>Create an abstract art piece using your words.</p> 	<p>Count the number of letters and write your words in order from shortest to longest.</p> <p style="text-align: center;"> he= 2 she= 3 They = 4 </p>	<p>Create a word search using all of your words.</p> 
<p>Make your words using objects around your house (Lego, playdough, stamps, rocks, sticks, leaves).</p> 	<p>Can you unjumble these words?</p> <ul style="list-style-type: none"> ● hcnun ● spihc ● tahc ● hctiw ● hciwdnas ● hcir 	<p>Draw and colour a picture. Hide your words in the picture and see if a family member can find them.</p> <p style="background-color: yellow; font-size: small; text-align: center;">Can you spot the 5 hidden words?</p> 	<p>Use your words to write and draw your own "ch" story.</p> <p style="text-align: center;">Choosy Chester</p> <p style="font-size: small;">Chester was a choosy chimp. He would only choose chocolate, cheese, cherries, chicken, chips, chilli or chops for his lunch. One day when he was chewing his choices he was chased by a cheetah so now Choosy Chester chews so quickly he nearly chokes.</p>	<p>Take one word from your list and change a letter/sound to make a new word. Complete for every word.</p> <p>e.g munch = bunch ditch = witch</p>

Record below or send your classroom teacher a photo on Seesaw, Class Dojo or through the school app.

Writing



You want your parents to buy you a dress up costume. Convince your parents giving 3 reasons why they should buy this for you. Write your reasons below. Include a drawing to match your writing.

Success criteria

- o I have begun sentences and names with a capital letter
- o My sentences end with a full stop
- o I have reread my work and it makes sense
- o I have neat writing

Extension

Noun: Person, place animal or thing

Underline the nouns in your writing using a colour pencil.


Maths

Answer the following number sentence, and show your working out:

$$12 + 5 + 6 + 10 - 3 =$$

Extension:

$$2 + 7 + 10 + 5 + 1 + 4 + 10 + 3 + 10 + 8 + 100 + 5 + 6 + 1 =$$



Thursday

Phonics

SPEED SOUNDS (say these sounds out loud):

j

u

k

x

w

ll

ss

ff

ck

sh

ch

th

ng

ai

ay

Words to sound out and blend (put together). Practise writing them too:

sandwich

rich

lunch

catch

much

chat

chicken

witch



Words (read and practise writing):

They there





park grass

Sentence/sentences to Read:

"OH! YUCK! That's horrid!" she said and her hat fell onto the grass. It's PIP! Hello Pip, have a sandwich. "Mmm, yum," said Pip, the little Munch Bunch witch.

Phonics

Pick one activity to complete using your speed words and heart words.

<p>For each of your words, write two words that rhyme with it.</p> <p style="text-align: center;">crow grow glow flow</p>	<p>Write each of your words in different font styles. Using a computer or pencil.</p> <p style="text-align: center;"> <i>Audrey</i> <i>Ella</i> CLAYTON <i>Emma</i> <i>Blloe</i> Adalyn GRACE <i>Olivia</i> Emily <i>Sophia</i> Kate <i>Blake</i> <i>Eliza</i> Alice <i>Evelyn</i> <i>Layla</i> <i>Aria</i> <i>Ruby</i> <i>Loery</i> <i>Natalie</i> <i>Julia</i> ... </p>	<p>Create an abstract art piece using your words.</p> 	<p>Count the number of letters and write your words in order from shortest to longest.</p> <p style="text-align: center;"> he= 2 she= 3 They = 4 </p>	<p>Create a word search using all of your words.</p> 
<p>Make your words using objects around your house (Lego, playdough, stamps, rocks, sticks, leaves).</p> 	<p>Can you unjumble these words?</p> <ul style="list-style-type: none"> ● hcnun ● spihc ● tahc ● hctiw ● hciwdnas ● hcir 	<p>Draw and colour a picture. Hide your words in the picture and see if a family member can find them.</p> <p style="background-color: yellow; text-align: center; font-size: small;">Can you spot the 5 hidden words?</p> 	<p>Use your words to write and draw your own "ch" story.</p> <p style="text-align: center;">Choosy Chester</p> <p style="font-size: small;">Chester was a choosy chimp. He would only choose chocolate, cheese, cherries, chicken, chips, chilli or chops for his lunch. One day when he was chewing his choices he was chased by a cheetah so now Choosy Chester chews so quickly he nearly chokes.</p>	<p>Take one word from your list and change a letter/sound to make a new word. Complete for every word.</p> <p>e.g munch = bunch ditch = witch</p>

Record below or send your classroom teacher a photo on Seesaw, Class Dojo or through the school app.

Handwriting

sandwich rich lunch catch

much chat chicken witch

The rich witch had a chat with Pip.

"Catch the chicken" cried Mum.

Maths

Prove that 71 is greater than 61

Explain your thinking..



Friday

Phonics

SPEED SOUNDS (say these sounds out loud):

j	u	k	x	w
---	---	---	---	---

ll	ss	ff	ck
----	----	----	----

sh	ch	th	ng
----	----	----	----

ai	ay
----	----

Words to sound out and blend (put together). Practise writing them too:

<i>much</i>	<i>bunch</i>	<i>rich</i>	<i>chip</i>
<i>chips</i>	<i>lunch</i>	<i>witch</i>	<i>chess</i>



Words (read and practise writing):





They there
park grass

Sentence/sentences to Read:

*Pip and Tim had a lot of cash. They had sold all the junk in the shed. We are rich! Let's go to the Munch Bunch Fun park. "I love that park," said Pip. "Can we go, Dad?" "yes," he said. Let's go! At the fun park there was so much to do. MUNCH BUNCH FUN PARK - *Catch frogs in the ditch, *Play chess with the chimp, *Chat with the Munch Bunch witch, *Dress-ups, *Munch on chicken and chips. I will catch frogs in the ditch. Dress-ups for me! Be back at 1 o'clock for lunch. At 1 o'clock, Tim ran back for lunch. "Did you catch a frog?" said Dad. "I got lots of stuff," said Tim. Up crept a little witch. "Have you come for a chat?" said Tim. "Yes!" said the witch. "Have a chip," said Mum. I have some witch lunch in my bucket. The witch had a look and saw mud, a fat frog and a bunch of grubs. "OH! YUCK! That's horrid!" she said and her hat fell onto the grass. It's PIP! Hello Pip, have a sandwich. "Mmm, yum," said Pip, the little Munch Bunch witch.*

Phonics

Pick one activity to complete using your speed words and heart words.

<p>For each of your words, write two words that rhyme with it.</p> <p style="text-align: center;">crow grow glow flow</p>	<p>Write each of your words in different font styles. Using a computer or pencil.</p> <p style="text-align: center;"> <i>Audrey</i> <i>Ella</i> CLAYTON <i>Emma</i> <i>Blloe</i> Adalyn GRACE <i>Olivia</i> Emily <i>Sophia</i> Kate <i>Blake</i> <i>Eliza</i> Alice <i>Evelyn</i> <i>Layla</i> <i>Aria</i> <i>Ruby</i> <i>Loery</i> <i>Natalie</i> <i>Julia</i> ... </p>	<p>Create an abstract art piece using your words.</p> 	<p>Count the number of letters and write your words in order from shortest to longest.</p> <p style="text-align: center;"> he= 2 she= 3 They = 4 </p>	<p>Create a word search using all of your words.</p> 
<p>Make your words using objects around your house (Lego, playdough, stamps, rocks, sticks, leaves).</p> 	<p>Can you unjumble these words?</p> <ul style="list-style-type: none"> ● hcnun ● spihc ● tahc ● hctiw ● hciwdnas ● hcir 	<p>Draw and colour a picture. Hide your words in the picture and see if a family member can find them.</p> <p style="background-color: yellow; text-align: center; font-size: small;">Can you spot the 5 hidden words?</p> 	<p>Use your words to write and draw your own "ch" story.</p> <p style="text-align: center;">Choosy Chester</p> <p style="font-size: small;">Chester was a choosy chimp. He would only choose chocolate, cheese, cherries, chicken, chips, chilli or chops for his lunch. One day when he was chewing his choices he was chased by a cheetah so now Choosy Chester chews so quickly he nearly chokes.</p>	<p>Take one word from your list and change a letter/sound to make a new word. Complete for every word.</p> <p>e.g munch = bunch ditch = witch</p>

Record below or send your classroom teacher a photo on Seesaw, Class Dojo or through the school app.

Writing



Imagine seeing this on your dinner plate. Think about the worst meal you have been made to eat and describe it. Draw a picture of the food you ate.

Success criteria

- o I have begun sentences and names with a capital letter
- o My sentences end with a full stop
- o I have reread my work and it makes sense
- o I have neat writing

Extension

Adjective: Describes a noun

Underline the adjectives in your writing using a colour pencil.

Maths



Fun Friday Mathematics!!!

S'more pops

Ingredients

(multiply the following ingredients by the number of people eating with you, to find the required amounts)

- 1 finely crushed arrowroot biscuit per person
- 2 Toothpicks per person
- 2 Marshmallows per person
- 1 packet Chocolate melts

Method

1. Crush the biscuits and place in a small bowl
2. Melt chocolate and place in a small bowl
3. Place marshmallows on toothpicks
4. Dip the marsh in chocolate, then the crushed biscuits and enjoy!

Afternoon Activities Grid

<p>Use old toy cars to create a fun painting! Dip the tires in paint and roll the car across the paper. How many different patterns can you make? Be sure and ask an adult before you begin!</p>	<p>Practice skip counting by 2s, 3s, 4s, 5s, 6s, 7s, 8s, and 9s! While you are counting, do some star jumps, squats, and push-ups. How high can you skip count with each number?</p>	<p>Fill a pillowcase with items like shoes, books, and toys. Which item is the heaviest? Once the items are inside, try to lift the pillowcase above your head. How many times can you lift it? Can you lift it with just one arm?</p>	<p>Set a timer on your phone or watch for 1 minute. Sit in a quiet room with your eyes closed. Try to open your eyes one second before the timer goes off. No peeking! Can you do it for 2 minutes? HINT: Try counting.</p>	<p>Create finger puppets for you and your family members. Then, as a family, create a silly story to act out using your puppets.</p>
<p>Find a picture book. Hold a forearm plank while you read the book. Were you able to read the entire text without taking a break?</p>	<p>Grab a magnet off of your refrigerator. Walk around your home and predict which items the magnet will stick to. Make a table displaying the results. Tell a family member any patterns you observed.</p>	<p>Lie on your back. Place a stack of 4 books on your stomach. Slowly breathe in and out, trying not to let the stack of books fall. Try to take a deep breath. Can you complete the task using more than 4 books?</p>	<p>Create a Random Acts of Kindness Chatterbox. Write different kinds of things you and your family can participate in, e.g. set the table for dinner. Each day use the chatterbox to determine what activity each family member will complete.</p>	<p>Create a timeline of events that happened during the school year. What celebrations and activities did your school participate in? Present the timeline to your family.</p>