





DUBBO WEST PUBLIC SCHOOL PRESCHOOL

LEARNING AT HOME

WEEK 10

Work through these activities over the course of the week. Kinderloop posts will support these activities with links to online stories and videos. If you cannot access Kinderloop please contact the school.

	Play Idea 1 Literacy	Play Idea 2- Speaking & Listening	Play Idea 3 Maths	Play Idea 4 Physical Activity
Day One	<p style="text-align: center;"><u>Name Craft</u></p> <p>Use the envelope of craft included in your pack and your glue stick to paste the items over the letters in your name.</p> <p>You will need to follow the lines carefully so that it looks like your name when you are finished.</p>	<p style="text-align: center;"><u>Simon Says Song</u></p> <p>https://youtu.be/OkO8DaPIyXo</p> <p>Look for the link on kinderloop to play the Simon Says game.</p>  <p>Don't forget, don't do the action unless Simon says.</p>	<p style="text-align: center;"><u>Alexander's Outing</u></p> <p>https://youtu.be/0IsrK4amAnE</p> <p>Look for the link on Kinderloop to hear Miss Katie read "Alexander's Outing" written by Pamela Allen.</p> <p>Next, draw a picture of Alexander in your book.</p> <p>Don't forget his beak, feathers and webbed feet.</p>	<p style="text-align: center;"><u>Hopscotch</u></p> <p>Ask a grown up to use the chalk in your pack to draw a hopscotch on your driveway.</p> <p>One foot goes in each box. This means when there is one box you hop and when there are two you jump.</p> 

**Day
Two**

**The Library
Lion**

Find the link on Kinderloop to listen to Mindy Sterling read "The Library Lion"



Next can you draw a picture of the lion from the story?

Can you tell someone what you have drawn and get them to write it down for you?

**Thumbs Up or
Thumbs Down**

Click on the Kinderloop link to play a game with Miss Bianca.

You need to listen really hard to the things that Miss Bianca says and decide whether they are true or not true!

So if Miss Bianca says 'Look my hair is pink!' if it's true you put your thumb up and if it's not true you would give it a thumbs down.

I've given you the list so that if you don't have access to the video a grown up or older sibling can read them out for you!

- Chocolate is yuck
- Ducks can swim
- Squares are round
- It is night time
- Tigers have spots
- Miss Meg wears glasses

Maths

**Wiradjuri
counting**

Find the link on Kinderloop to watch Miss Jodie count from 1-5 in Wiradjuri.

Can you join in and count in Wiradjuri?
1, 2, 3, 4, 5

Use the counters and cards in your learning pack to practise.

How many counters do you have all together?

How old are you?

Can you say your age in Wiradjuri?

Limbo

All you need to play is a broom or long pole and some music.

Start with the broom handle at a height just above your child's head. Your child goes under the broom by bending their knees and leaning as far back as necessary without touching the broom.

Each turn drop the height of the broom just a little. Once your child touches the floor with their hands or the broom the game is over.

Maybe you could measure the height they made it to and try to improve it next time.

**Day
Three**

Name Writing

Use your chalk from your pack to write your name on the cement.

If you need to get a grown up to write it first and then you can copy.

Can you also draw a picture of yourself to go with your name?

Ask an adult to take a photo of your name and picture to post on Kinderloop



Drawing Together

Click on the link in Kinderloop and listen to Miss Bianca give some drawing instructions.

Let's see if our drawings turn out the same...listen very carefully!

Ask a grown up to take a photo of your drawing and post it on Kinderloop.


Here are the instructions in case you can't access the video.

- Write your name at the top
- Draw a big square in the middle
- Draw a triangle on top of the square
- Draw a sun in the top corner
- What else can you add to your picture?

Puzzle

See if you can do the laminated puzzle that is in your pack this week.

Ask a grown up to post a picture of your finished puzzle on Kinderloop.



Handball

If you have a handball at home, ask a grown up or older brother or sister to go outside and play handball with you.

Bounce the ball back and forward to each other, make sure you watch the ball!

If everyone else is busy you could bounce it against the wall and see if you can catch it when it bounces back.


If you don't have a handball maybe you can use a different ball and roll it to someone instead.

Name:

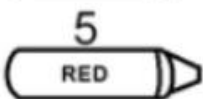


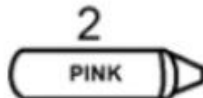
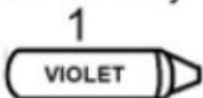
Date:

COLOR BY NUMBER

ICE CREAM



Color Key



Use lots of different colours from the rainbow to trace this picture and glue into your workbook.



**SUPERSTAR
WORKSHEETS**

Rainbow Tracing

