



# Dubbo West Public School Preschool

**Procedure:** Providing a Child Safe Environment-

## Bathroom Cleaning Procedure

**Education and Care  
Services National  
Law or Regulation:**

103

**Links to National  
Quality Standard:**

2.1.3

**Associated Department  
Policy, Procedure or  
Guidelines:**

*Student Safety Tool and  
Procedures*

*WHS Policy*

**Date to be  
reviewed:**

*September 2020*

### **Introduction:**

At Dubbo West Public School Preschool we believe it is important to keep the children's bathroom clean and hygienic keeping in mind the health and safety of both children and staff. Our indoor environment needs to have a sense of order so that children are encouraged to look after the space.

### **Aims:**


- To keep the bathroom clean
- To make sure there is always the essentials in the bathroom
- To keep the floors clean and dry to avoid slipping hazard

### **Procedure:**

- Collect gloves, yellow cloth, bathroom bucket and paper towel.
- Put half a pump of dishwashing liquid in the bucket with warm water.
- Put on gloves and use yellow cloth to first wipe down sinks and the bin lid.
- Then use paper towel and water to wipe down toilet lids, bowl, partitions and behind toilet if needed.
- Sweep the floor for sand and rubbish.

- Mop the floor if needed using mop and bucket marked 'bathroom', which is kept in the laundry, using warm water and disinfectant.
- Put yellow cloth in washing machine.
- Refill children's paper towel, toilet paper and soap if needed.
- Complete and initial daily checklist on wall.


## Cleaning cloths




Pink—Food related spills



Blue—General cleaning and craft



Green—Kitchen



Yellow—Bathroom

Use paper towel for all infectious spills and floor spills.