

# STAGE ONE LEARNING FROM HOME

## WEEK 9

	Monday	Tuesday	Wednesday	Thursday	Friday
Morning	<b>English</b>  <u>Phonics</u> <ul style="list-style-type: none"> <li>• Speed sounds</li> <li>• Speed words</li> <li>• Heart words</li> <li>• Reading</li> <li>• Phonics Activity Grid</li> </ul> <u>Writing</u> Making a list	<b>English</b>  <u>Phonics</u> <ul style="list-style-type: none"> <li>• Speed sounds</li> <li>• Speed words</li> <li>• Heart words</li> <li>• Reading</li> <li>• Phonics Activity Grid</li> </ul> <u>Handwriting</u> Phonics revision	<b>English</b>  <u>Phonics</u> <ul style="list-style-type: none"> <li>• Speed sounds</li> <li>• Speed words</li> <li>• Heart words</li> <li>• Reading</li> <li>• Phonics Activity Grid</li> </ul> <u>Writing</u> Imaginary story writing	<b>English</b>  <u>Phonics</u> <ul style="list-style-type: none"> <li>• Speed sounds</li> <li>• Speed words</li> <li>• Heart words</li> <li>• Reading</li> <li>• Phonics Activity Grid</li> </ul> <u>Handwriting</u> Phonics revision	<b>English</b>  <u>Phonics</u> <ul style="list-style-type: none"> <li>• Speed sounds</li> <li>• Speed words</li> <li>• Heart words</li> <li>• Reading</li> <li>• Phonics Activity Grid</li> </ul> <u>Writing</u> Responding to questioning
Break					
Middle	<b>Maths</b> Maths on the Move	<b>Maths</b> Addition & Subtraction	<b>Maths</b> Addition	<b>Maths</b> Addition	<b>Maths</b> Fun Friday Mathematics
Break					
Afternoon	Choose an activity from the Afternoon Activities Grid at the end of this document	Choose an activity from the Afternoon Activities Grid at the end of this document	Choose an activity from the Afternoon Activities Grid at the end of this document	Choose an activity from the Afternoon Activities Grid at the end of this document	Choose an activity from the Afternoon Activities Grid at the end of this document

For other learning activities please see the Stage One 'Learning at Home' tab on the Dubbo West Public School Website. If you require passwords, please contact your classroom teacher.



Monday

## Phonics

SPEED SOUNDS (say these sounds out loud):

j	u	k	x	w
---	---	---	---	---

ll	ss	ff	ck
----	----	----	----

sh	ch	th	ng
----	----	----	----

ai	ay
----	----

Words to sound out and blend (put together). Practise writing them too:

shed	crash	dish	brush
------	-------	------	-------

ship	rush	cash	flash
------	------	------	-------



Words (read and practise writing):









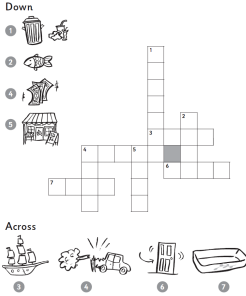
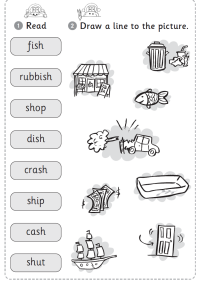
that fall toy good  
give came dollars Mr

Sentence/sentences to Read:

The kids' play shed was in a BIG mess. Dad was cross.  
I told you kids to fix the shed. All that junk will fall and  
crash. No stress, Dad. We can fix it. Tim and Pip had a  
look in the shed and saw.... lots of rubbish and dust, an  
old dish, a fish net in a bucket and a toy ship with a  
crack in it.

## Phonics

Pick one activity to complete using your speed words and heart words.

<p>Make a board game using your words.</p> 	<p>Give an adult a spelling test. How many words can they get correct? Make sure you mark their words!</p> 	<p>Create a song or poem using your words and record yourself singing it.</p> 	<p>Say the word then jump for each sound, shouting them out as you say them.</p> 	<p>Write silly sentences using your words. Underline your words.</p> 
<p>Make your words using objects around your house (Lego, playdough, stamps, rocks, sticks, leaves).</p> 	<p>Write your words with your eyes closed trying to be neat.</p> 	<p>Draw word boxes for your words.</p> 	<p>Make a crossword using your words.</p> 	<p>Make your own "draw a picture to match" activity.</p> 

Record below or send your classroom teacher a photo on Seesaw, Class Dojo or through the school app.




## Writing

List some of the items that are kept in a shed or garage. You might like to ask mum or dad for help if you are unsure. Draw some of these items.


### Success criteria

- o I have reread my work and it makes sense
- o I have neat writing



3

## Doors or windows



Count the number of windows in your house.

Count the number of doors in your house.


Do you have more doors or windows?

4

## Numbers all around!

How many items in your house have a number on them?  
TV remote control, clock, etc.

Which object has the most numbers?



Tuesday

## Phonics

**SPEED SOUNDS** (say these sounds out loud):

j	u	k	x	w
ll	ss	ff	ck	
sh	ch	th	ng	
	ai	ay		

Words to sound out and blend (put together). Practise writing them too:

shop	shock	Nash	fish
rubbish	finish	Ash	shed



Words (read and practise writing):









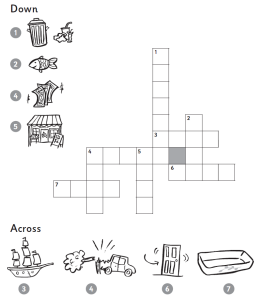
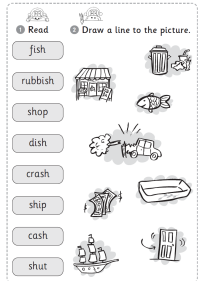
that fall toy good  
give came dollars Mr

**Sentence/sentences to Read:**

"It's a big MISH MASH!" said Tim. "Let's shift the rubbish and brush off the dust," said Pip. The kids set off in a rush. The rubbish was out in a flash. Pip went off to get a brush. Up came Mrs Nash. I like that dish. Can I give you some cash for it? Yes, you can!

## Phonics

Pick one activity to complete using your speed words and heart words.

<p>Make a board game using your words.</p> 	<p>Give an adult a spelling test. How many words can they get correct? Make sure you mark their words!</p> 	<p>Create a song or poem using your words and record yourself singing it.</p> 	<p>Say the word then jump for each sound, shouting them out as you say them.</p> 	<p>Write silly sentences using your words. Underline your words.</p> 
<p>Make your words using objects around your house (Lego, playdough, stamps, rocks, sticks, leaves).</p> 	<p>Write your words with your eyes closed trying to be neat.</p> 	<p>Draw word boxes for your words.</p> 	<p>Make a crossword using your words.</p> 	<p>Make your own "draw a picture to match" activity.</p> 

Record below or send your classroom teacher a photo on Seesaw, Class Dojo or through the school app.

shop shock Nash fish

rubbish finish Ash shed


Nash caught a fat fish.

Ash threw the rubbish into the shed.

## Handwriting

## Maths

Harper had some pencils at home, but one of them broke. How many pencils might she have started with? How many pencils might she have now?



Write a number sentence below





Wednesday

## Phonics

SPEED SOUNDS (say these sounds out loud):

j

u

k

x

w

ll

ss

ff

ck

sh

ch

th

ng

ai

ay

Words to sound out and blend (put together). Practise writing them too:

*brush*

*cash*

*shock*

*rubbish*

*crash*

*ship*

*flash*

*Nash*



Words (read and practise writing):

*that*

*fall*

*toy*

*good*

*give*

*came*

*dollars*









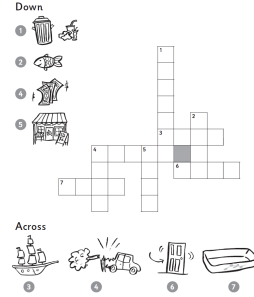
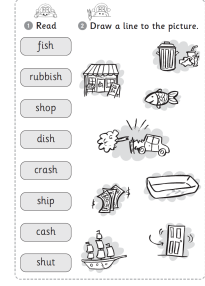
*Mr*

Sentence/sentences to Read:

*Up came big Bill. I can mend that ship and sell it in my shop. "It's six dollars," said Tim. Then Mr Ash saw the rubbish. "That's a good net for fish." "You can have it for cash," said Tim.*


## Phonics

Pick one activity to complete using your speed words and heart words.

<p>Make a board game using your words.</p> 	<p>Give an adult a spelling test. How many words can they get correct? Make sure you mark their words!</p> 	<p>Create a song or poem using your words and record yourself singing it.</p> 	<p>Say the word then jump for each sound, shouting them out as you say them.</p> 	<p>Write silly sentences using your words. Underline your words.</p> 
<p>Make your words using objects around your house (Lego, playdough, stamps, rocks, sticks, leaves).</p> 	<p>Write your words with your eyes closed trying to be neat.</p> 	<p>Draw word boxes for your words.</p> 	<p>Make a crossword using your words.</p> 	<p>Make your own "draw a picture to match" activity.</p> 

Record below or send your classroom teacher a photo on Seesaw, Class Dojo or through the school app.

## Writing



Write an imaginary story about this pirate ship. Make sure you introduce your characters, telling the reader a bit about them. You will also need to include a problem and a solution too. You can add a drawing to match your writing.

### Success criteria

- o I have begun sentences and names with a capital letter
- o My sentences end with a full stop
- o I have reread my work and it makes sense
- o I have neat writing

### Extension

Adjective: Describing words (big, little, red, smelly)

Underline the adjectives in your writing using a colour pencil.


---


---

---

---


---





**You have 43 pieces of popcorn  
in a bowl. If you dumped them out,  
how could you organize them to make  
it easy for a friend to count?**





Thursday



## Phonics

SPEED SOUNDS (say these sounds out loud):

j	u	k	x	w
ll	ss	ff	ck	
sh	ch	th	ng	
	ai	ay		

Words to sound out and blend (put together). Practise writing them too:

<i>finish</i>	<i>dish</i>	<i>rush</i>	<i>shop</i>
<i>fish</i>	<i>Ash</i>	<i>rubbish</i>	<i>brush</i>



Words (read and practise writing):









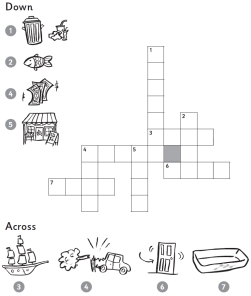
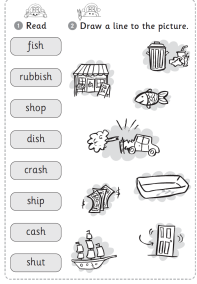
*that fall toy good*  
*give came dollars Mr*

Sentence/sentences to Read:

*Then Pip came back. She got a shock. No rubbish and Tim had a lot of cash in his hand! Pip, look! That rubbish was not rubbish. I sold the lot! That's fantastic Tim. So the shed is not a shed. It's a SHOP!*

## Phonics

Pick one activity to complete using your speed words and heart words.

<p>Make a board game using your words.</p> 	<p>Give an adult a spelling test. How many words can they get correct? Make sure you mark their words!</p> 	<p>Create a song or poem using your words and record yourself singing it.</p> 	<p>Say the word then jump for each sound, shouting them out as you say them.</p> 	<p>Write silly sentences using your words. Underline your words.</p> 
<p>Make your words using objects around your house (Lego, playdough, stamps, rocks, sticks, leaves).</p> 	<p>Write your words with your eyes closed trying to be neat.</p> 	<p>Draw word boxes for your words.</p> 	<p>Make a crossword using your words.</p> 	<p>Make your own "draw a picture to match" activity.</p> 

Record below or send your classroom teacher a photo on Seesaw, Class Dojo or through the school app.

finish dish rush shop

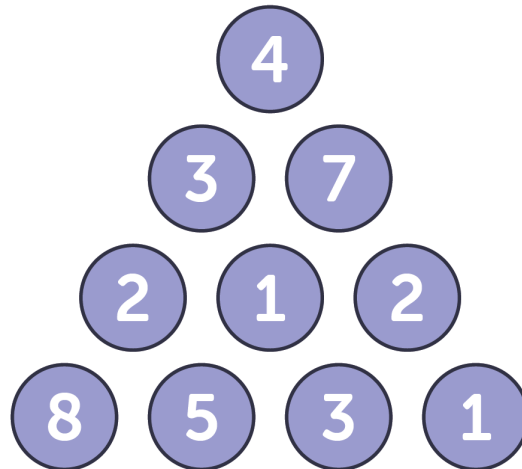
fish Ash rubbish brush

The Pet Shop was selling clown fish.

Ash brushed her short black hair.


## Handwriting

## Maths



**Using only these numbers, what are some ways to make 10?**

**Can you make 10 using three numbers?**



Friday

## Phonics

**SPEED SOUNDS (say these sounds out loud):**

j	u	k	x	w
ll	ss	ff	ck	
sh	ch	th	ng	
	ai	ay		

**Words to sound out and blend (put together). Practise writing them too:**

shed	crash	dish	brush
ship	rush	cash	flash



**Words (read and practise writing):**









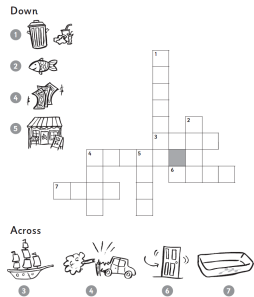
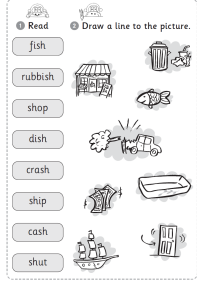
that fall toy good  
give came dollars Mr

**Sentence/sentences to Read:**

The kids' play shed was in a BIG mess. Dad was cross. I told you kids to fix the shed. All that junk will fall and crash. No stress, Dad. We can fix it. Tim and Pip had a look in the shed and saw.... lots of rubbish and dust, an old dish, a fish net in a bucket and a toy ship with a crack in it. "It's a big MISH MASH!" said Tim. "Let's shift the rubbish and brush off the dust," said Pip. The kids set off in a rush. The rubbish was out in a flash. Pip went off to get a brush. Up came Mrs Nash. I like that dish. Can I give you some cash for it? Yes, you can! Up came big Bill. I can mend that ship and sell it in my shop. "It's six dollars," said Tim. Then Mr Ash saw the rubbish. "That's a good net for fish." "You can have it for cash," said Tim. Then Pip came back. She got a shock. No rubbish and Tim had a lot of cash in his hand! Pip, look! That rubbish was not rubbish. I sold the lot! That's fantastic Tim. So the shed is not a shed. It's a SHOP!

## Phonics

Pick one activity to complete using your speed words and heart words.

<p>Make a board game using your words.</p> 	<p>Give an adult a spelling test. How many words can they get correct? Make sure you mark their words!</p> 	<p>Create a song or poem using your words and record yourself singing it.</p> 	<p>Say the word then jump for each sound, shouting them out as you say them.</p> 	<p>Write silly sentences using your words. Underline your words.</p> 
<p>Make your words using objects around your house (Lego, playdough, stamps, rocks, sticks, leaves).</p> 	<p>Write your words with your eyes closed trying to be neat.</p> 	<p>Draw word boxes for your words.</p> 	<p>Make a crossword using your words.</p> 	<p>Make your own "draw a picture to match" activity.</p> 

Record below or send your classroom teacher a photo on Seesaw, Class Dojo or through the school app.

## Writing



If you had a shed shop and made a lot of cash, what would you spend it on? Draw a picture to match your writing.

### Success criteria

- o I have begun sentences and names with a capital letter
  - o My sentences end with a full stop
- o I have reread my work and it makes sense
  - o I have neat writing

### Extension

Adjective: Describing words (big, little, red, smelly)

Underline the adjectives in your writing using a colour pencil.

---

---

---

---

---

---

---



---

---

---

---

---

---

---



## **Fun Friday Mathematics!!!**

Rainbow fruit skewers

Serves: 1

Preparation time: 5 minutes

### **Method**

1. Select an array of colourful fruits or vegetables that you have available.
2. Wash the food
3. Cut or prepare food items as necessary
4. Arrange it into a rainbow on the kebabs and enjoy!

**See above photos for food selection ideas and inspiration**

## Afternoon Activities Grid

Using chalk, draw a bullseye with 5 rings. Write a value in each ring. Standing 15 steps away, throw a small rock on the bullseye 5 times. Add up your points. Can a family member beat your score?	Head outside and gather items to make a face of nature. Head back inside. Glue your items onto a piece of paper to create a face. Hang up your artwork for your entire family to see.	With your family, pick an exercise move for each number on a die. Take turns rolling the die. Complete the exercise you rolled for 30 seconds.	Set up a line of balls outside. How fast can you hop over each ball in the line? Have a family member time you. Can you beat your fastest time with more practise?	Stand in front of a mirror and look at your reflection. What are 15 things that you like about yourself? Say them out loud. Choose your favourite one and draw a picture of it
Research and draw a picture of your local flag. Create it using the correct design and colours. What do the symbols and colours on the flag represent? How would you design it if asked to create a new flag? Why would you design it that way?	Using recyclable items, design and create a boat that can float on water. Test your boat in the sink or bathtub. How many coins can your boat hold before it sinks?	Create a mobile showing where you live. Take it from your planet, to your continent, to your country, to your state, to your city, and to your physical address. Be creative when representing each area.	Make a chart and record weather information. Include the temperature, whether it is clear or cloudy, and whether it is calm or windy. Record the information each day for 7 days.	Create a watering can out of an empty milk jug. Have an adult help you rinse it out and poke holes in the cap. Fill it with tap water or collect rainwater using a funnel. Use your watering can to care for the plants outside.